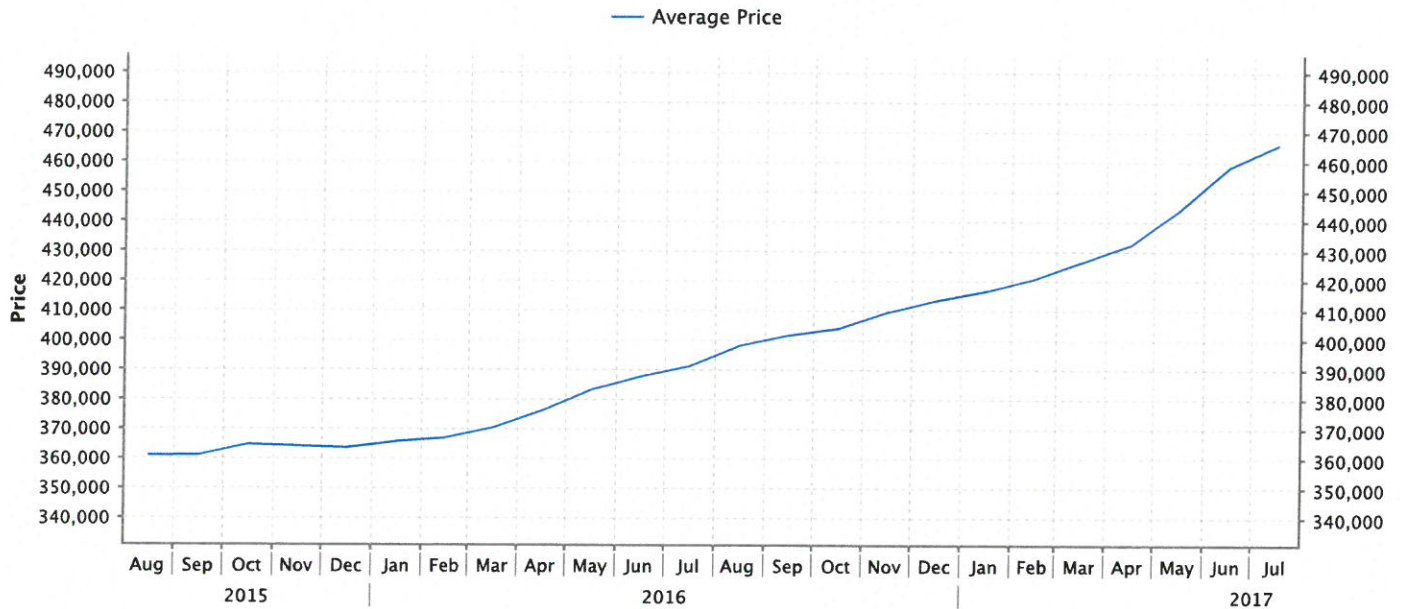


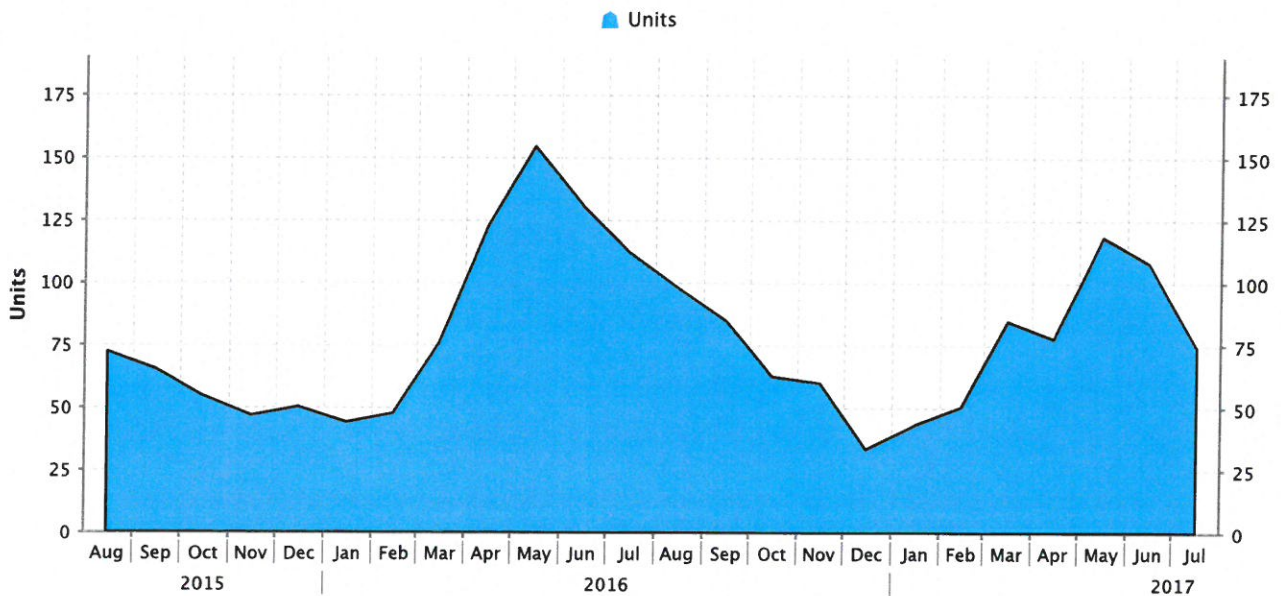
Comox Valley as at July 31, 2017

Cumulative Residential Average Single Family Sale Price



NOTE: Figures are based on a "rolling total" from the past 12 months – i.e. 12 months to date instead of the calendar "year to date".

Single Family Units Reported Sold



Comparative Activity by Property Type

	Current Month			12 Months to Date		
	This Year	Last Year	% Change	This Year	Last Year	% Change
Lots						
Units Listed	7	9	-22%	67	117	-43%
Units Reported Sold	4	15	-73%	51	75	-32%
Sell/List Ratio	57%	167%		76%	64%	
Reported Sales Dollars	\$1,147,500	\$2,540,175	-55%	\$11,781,970	\$13,656,087	-14%
Average Sell Price / Unit	\$286,875	\$169,345	69%	\$231,019	\$182,081	27%
Median Sell Price	\$315,000			\$181,900		
Sell Price / List Price	102%	96%		95%	94%	
Days to Sell	20	215	-90%	145	231	-37%
Active Listings	36	66				
Single Family						
Units Listed	111	109	2%	1,082	1,191	-9%
Units Reported Sold	74	112	-34%	890	972	-8%
Sell/List Ratio	67%	103%		82%	82%	
Reported Sales Dollars	\$36,735,950	\$47,623,008	-23%	\$414,501,811	\$380,350,456	9%
Average Sell Price / Unit	\$496,432	\$425,205	17%	\$465,732	\$391,307	19%
Median Sell Price	\$482,000			\$448,000		
Sell Price / List Price	98%	98%		98%	97%	
Days to Sell	27	45	-39%	38	59	-36%
Active Listings	235	242				
Condos (Apt)						
Units Listed	66	32	106%	350	259	35%
Units Reported Sold	25	21	19%	276	181	52%
Sell/List Ratio	38%	66%		79%	70%	
Reported Sales Dollars	\$6,688,400	\$4,818,000	39%	\$67,194,815	\$36,379,500	85%
Average Sell Price / Unit	\$267,536	\$229,429	17%	\$243,459	\$200,992	21%
Median Sell Price	\$262,000			\$210,000		
Sell Price / List Price	97%	97%		97%	95%	
Days to Sell	53	86	-39%	87	157	-44%
Active Listings	116	122				
Condos (Patio)						
Units Listed	10	10	0%	90	96	-6%
Units Reported Sold	8	5	60%	84	97	-13%
Sell/List Ratio	80%	50%		93%	101%	
Reported Sales Dollars	\$3,112,100	\$1,680,000	85%	\$28,482,625	\$28,295,775	1%
Average Sell Price / Unit	\$389,012	\$336,000	16%	\$339,079	\$291,709	16%
Median Sell Price	\$394,000			\$325,000		
Sell Price / List Price	99%	98%		99%	97%	
Days to Sell	32	25	24%	21	67	-68%
Active Listings	13	15				
Condos (Twnhse)						
Units Listed	11	4	175%	129	160	-19%
Units Reported Sold	14	11	27%	124	170	-27%
Sell/List Ratio	127%	275%		96%	106%	
Reported Sales Dollars	\$4,967,100	\$2,619,796	90%	\$35,221,106	\$42,904,190	-18%
Average Sell Price / Unit	\$354,793	\$238,163	49%	\$284,041	\$252,378	13%
Median Sell Price	\$310,000			\$270,000		
Sell Price / List Price	97%	99%		99%	99%	
Days to Sell	30	33	-8%	67	90	-26%
Active Listings	22	32				

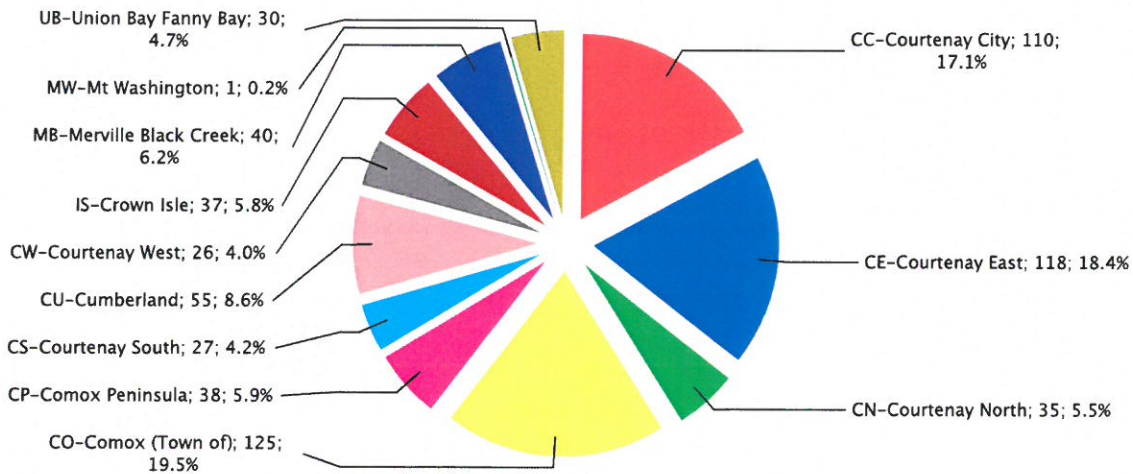
PLEASE NOTE: SINGLE FAMILY property does NOT INCLUDE acreage with house, condominiums, duplex/triplex, mobile homes/on pad, single family waterfront or single family strata. **LOTS** do NOT INCLUDE acreage or waterfront acreage.

MLS® Single Family Sales Analysis

Unconditional Sales from January 1 to Jul 31, 2017

	0-150,000	150,001-200,000	200,001-250,000	250,001-300,000	300,001-350,000	350,001-400,000	400,001-450,000	450,001-500,000	500,001-600,000	600,001-700,000	700,001-800,000	800,001-900,000	900,001-1 Mil	OVER 1 Mil	Total
CC-Courtenay City	0	1	6	11	18	16	23	25	5	4	0	0	0	1	110
CE-Courtenay East	0	3	4	1	10	12	22	30	21	8	5	0	1	1	118
CN-Courtenay North	0	0	0	0	4	1	3	4	6	6	5	2	2	2	35
CO-Comox (Town of)	0	0	0	1	4	18	19	32	24	18	3	3	1	2	125
CP-Comox Peninsula	0	2	0	1	1	5	0	1	7	7	3	2	6	3	38
CS-Courtenay South	0	0	0	1	0	3	4	4	5	2	3	1	1	3	27
CU-Cumberland	1	1	1	0	4	4	15	11	13	4	1	0	0	0	55
CW-Courtenay West	1	0	0	2	2	4	3	2	4	5	0	2	0	1	26
IS-Crown Isle	0	0	0	0	0	0	0	0	10	18	4	3	2	0	37
MB-Merville Black Creek	0	0	1	3	2	3	6	1	9	5	5	0	3	2	40
MW-Mt Washington	0	0	0	0	0	1	0	0	0	0	0	0	0	0	1
UB-Union Bay Fanny Bay	0	4	0	2	3	2	5	4	5	3	0	1	1	0	30
Zone 2 TOTALS	2	11	12	22	48	69	100	114	109	80	29	14	17	15	642

Comox Valley - Single Family Sales by Subarea

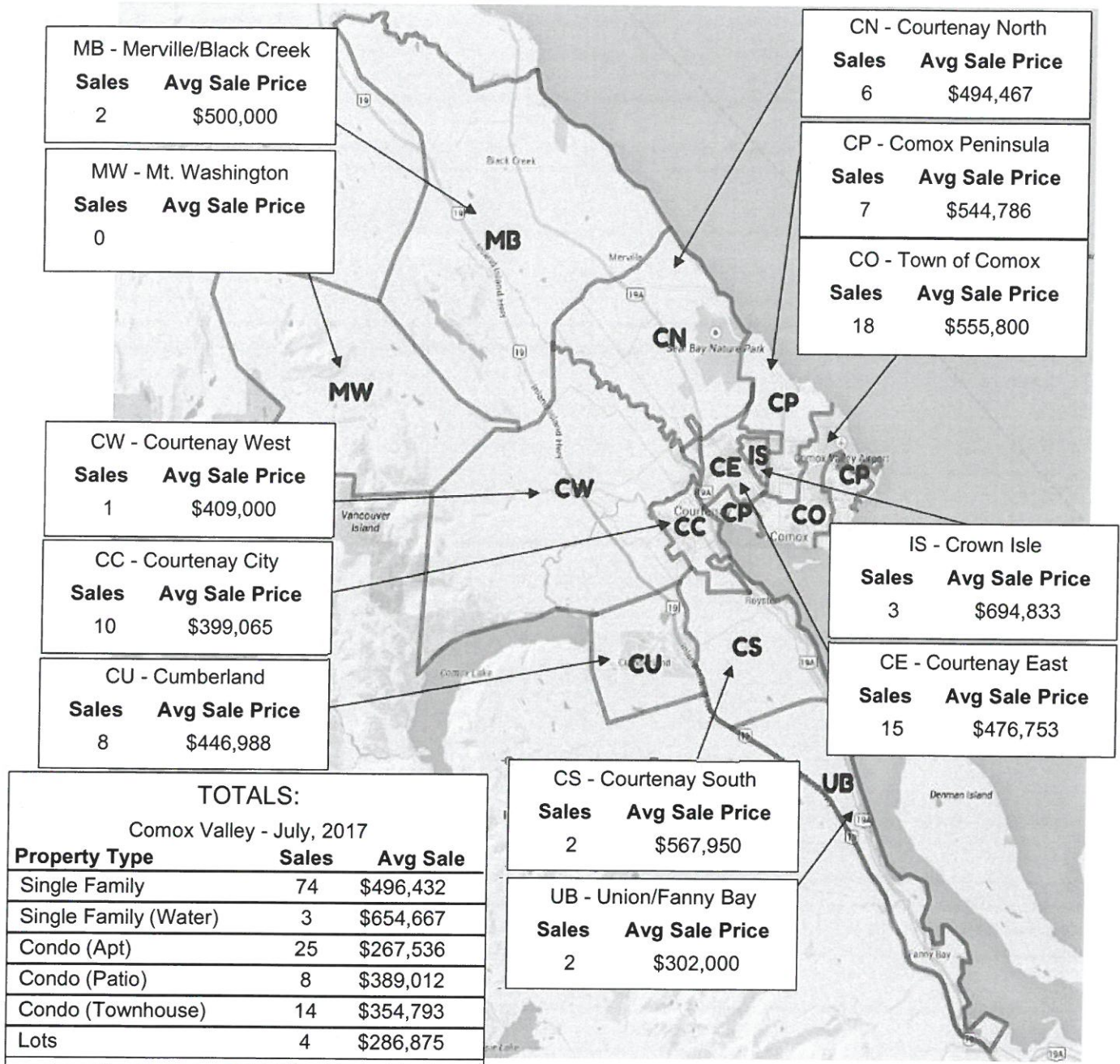


Total Unconditional Sales January 1 to July 31, 2017 = 642

Comox Valley

Home Sales for the month of July, 2017

(Single Family)



Average sale price does not include Waterfront.